





**“ShopKey Pro  
is the ONE source I need for OEM  
information and real-world solutions.”**

## **It's Time to Get More Efficient.**

**A single lookup in ShopKey®Pro gets you there.**

Things move fast in an auto repair shop. So, you need repair information tools that work as fast and accurately as you do. That's ShopKey Pro.

From your first look under the hood, **ShopKey Pro** helps steer you in the right direction for an accurate diagnosis and faster repair. **SureTrack®**, the diagnostic information resource inside ShopKey Pro, delivers Real Fixes based on a database of over 600 million actual repairs completed by professional technicians. Once you've got your diagnosis, it's simple to write an estimate and access all the OEM factory sourced service information to complete the repair.

With the advanced 1Search™ Plus feature, SureTrack information is fully integrated with the OEM information, making your diagnosis and repair as simple as one lookup. You'll quickly find related TSBs, Real Fixes, specifications, component test information, color wiring diagrams, and removal/replace procedures brought back together for ease of navigation. ShopKey Pro offers the most trusted source of complete OEM and real-world information, integrated together, from one provider.

***ShopKey Pro helps make your job easier. That's not only efficient, it's just plain smart.***



# FEATURES TO INCREASE YOUR PRODUCTIVITY

## ▶ 1Search Plus

To improve your information lookup, 1Search Plus returns information in a unique graphical layout aligned with the way a technician thinks about diagnosis and repair. OEM and real-world information are fully-integrated, reducing your navigation time. All results are returned in specific categories, leading you directly to the information you want and cutting out the clutter.

## ▶ Interactive Wiring Diagrams

Our interactive wiring diagrams let you link to complete repair information from inside the wiring diagram, and feature exclusive navigation and viewing enhancements that take you directly to the specific diagram for the component you searched — with traces automatically highlighted.

## ▶ ADAS – Driver Assist

ShopKey Pro makes it quick and easy to diagnose, calibrate and repair vehicles equipped with ADAS — Advanced Driver Assistance Systems — features. Simply select a vehicle and click the Driver Assist (ADAS) Quick Link button, and you have immediate access to a table that consolidates all the ADAS information.

## ▶ Latest TSBs

Never miss a TSB! Access the most accurate and up-to-date database of TSBs available, most delivered within one month of publication by OEM.

## ▶ Quick Links

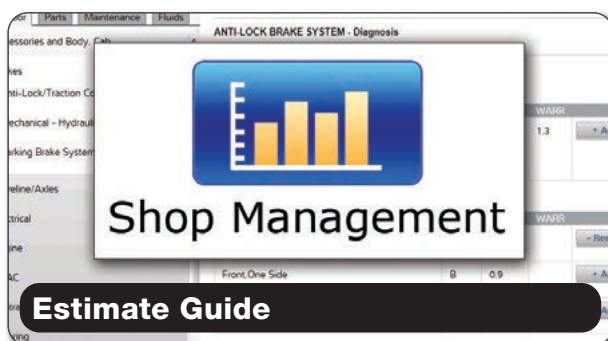
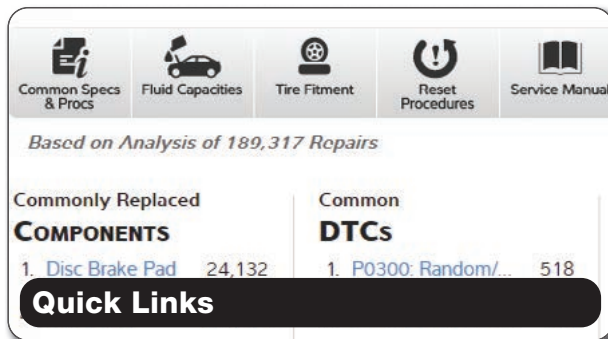
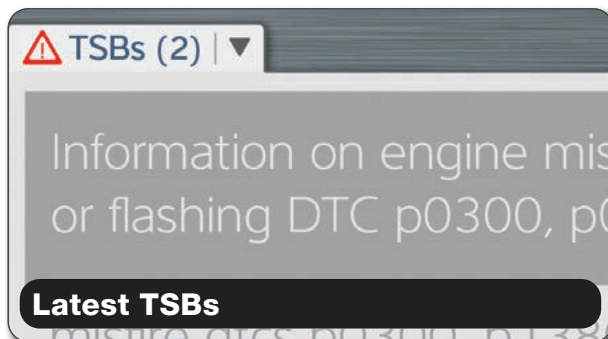
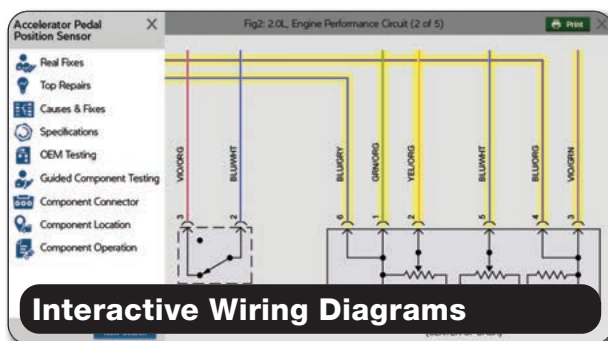
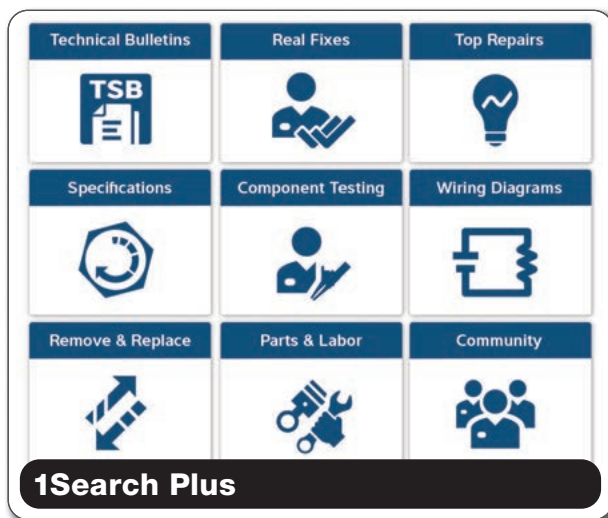
Quickly navigate to the most popular content in ShopKey Pro, including fluids, tire fitment, reset procedures, wiring diagrams, component tests and locations, DTCs and TSBs.

## ▶ Mobile-Friendly

Access your repair data right at the vehicle — where you need it most, at no additional cost.

## ▶ Estimating Guide

Build accurate, profitable estimates quickly and easily with the only OEM repair information system integrated with the industry's most trusted shop management system.



# SURETRACK

## THE ULTIMATE DIAGNOSTIC RESOURCE

SureTrack is the auto repair industry's most comprehensive source of expert knowledge for professional technicians, and it's included at no additional cost with your ShopKey Pro subscription. Combining real-world diagnostic experience with repair timesavers and powerful diagnostic tools, SureTrack helps you diagnose and repair vehicles more accurately and efficiently than ever before.

### ▶ Integrated with Repair Information

OEM and real-world content are provided at the same time, delivering all your answers in one place.

### ▶ Common Repair Procedures

Start your diagnosis with insights from the most common procedures for the selected vehicle based on code, symptom, component and mileage.

### ▶ Real Fixes

Find the fix with expert-based knowledge captured from over 600 million completed repairs and real-world tips from professional technicians.

### ▶ Component Test Information

Component operation, location, best test location, connector end views and test procedures provide all the information needed to verify the component is operating properly or failing.

### ▶ Causes & Fixes

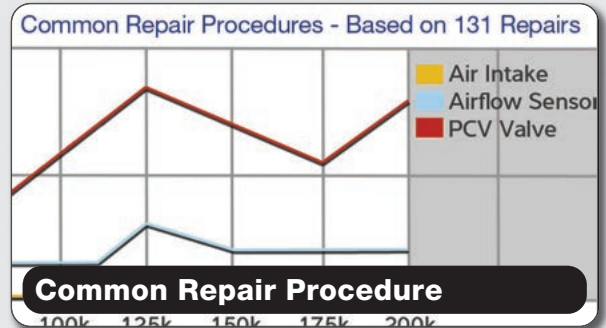
Graph shows the relationship between codes and symptoms to components, making it easier to diagnose multiple codes returned together.

### ▶ Community of Technicians

You are likely not the first person to come across that difficult-to-diagnose code or symptom. Use the community as a collaborative tool to ask a question to automotive experts and receive answers (often in a few minutes) to help you move forward.

### ▶ Top 10 Dashboard

With this exclusive feature, ShopKey Pro provides a powerful head start to an accurate diagnosis, based on collective knowledge from millions of actual repairs and insight from professional technicians. With every lookup, ShopKey Pro organizes the most common issues for the current vehicle into an easy-to-use list, arranged by category: Components, codes, symptoms and lookups in ShopKey Pro.



### Real Fix - P0562



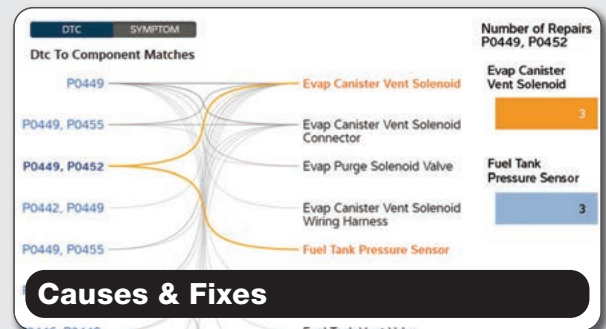
2006 > CHEVROLET > TAHOE

DTC P0562 System Voltage Low

Circuit Description

The engine control module (ECM) monitors the

SureTrack Real Fix



# MORE FROM SHOPKEY

**Complete information tools to drive efficiency and profits**

**Shop Management** — The industry standard for auto repair shop management, helping mechanical shops streamline workflow and track activity from estimate to invoice. With the largest choice of electronic parts catalogs (including tires), an interactive Work-in-Progress dashboard and over 180 integrated reports, ShopKey Shop Management provides a 360-degree view of the entire operation so you can manage every aspect of your business more efficiently and profitably.

## **Shop Management Add-on Options:**

- ▶ **ProSpect™** — Greet customers with a convenient portable vehicle check-in and inspection solution, integrated with ShopKey Shop Management.
- ▶ **MessageCenter** — Adds seamlessly integrated, two-way texting inside the Shop Management software, so you never have to leave the dashboard.
- ▶ **Truck Edition** — Upgrades ShopKey Shop Management to include Class 4-8 models for medium-duty and heavy-duty trucks.

**SocialCRM** — Grow your business with the latest shop marketing tools and a personal marketing support agent who will help customize and manage your campaigns for maximum success. Services include targeted promotions, verified consumer reviews, customer engagement programs, mobile-friendly email campaigns and social media marketing. Our LocalSearch service adds a professional business website and premium features to help make your business more visible online.

**TruckSeries** — The industry's only comprehensive repair information software suite of its kind available for Class 4-8 trucks, giving you a one-stop, all-makes data resource with scalable wiring diagrams, digital pictures, DTC-to-diagnostics, mechanical labor estimating, and so much more. With a single login, TruckSeries delivers all the repair information resources you need to repair trucks accurately and efficiently.







### **Minimum System Requirements:**

High Speed internet access

Latest Versions of the following browsers:

- Chrome
- Firefox
- Edge

Desktop computers:

- 1280 x 800 screen resolution

Mobile devices:

- 7" Screen, 1024 x 768 screen resolution

## **CUSTOMER CARE**

---

Top-notch support is always at your fingertips to ensure you get the most out of ShopKey Pro. E-mail [shopkeysupport@snapon.com](mailto:shopkeysupport@snapon.com) or call 800-944-3877 for access to our technical experts.